

Centre Number				Candidate Number																			

Candidate Name _____

EXAMINATIONS COUNCIL OF ZAMBIA

Examination for General Certificate of Education Ordinary Level

Fashion and Fabrics

Paper 1 Theory

6050/1

Thursday

10 AUGUST 2017

Additional material(s):

- Answer Booklet
- Coloured pencils
- Ruler
- Small piece of fabric, needle and thread.

Time: 2 hours

Instructions to Candidates

- 1 Write your name, centre number and candidate number in the spaces at the top of this page and on all separate Answer Booklets.

Section A

- 2 Answer **all** questions. Write your answers in the spaces provided on the question paper.

Section B

- 3 Answer **any three** questions. Write your answers on the separate Answer Booklet provided.
- 4 At the end of the examination:
 - (i) fasten any separate Answer Booklet used securely to the question paper,
 - (ii) enter the numbers of the Section B questions you have answered in the grid below.

Information for Candidates

The number of marks is given in brackets [] at the end of each question or part question.

You are advised to spend not more than 40 minutes on Section A.

You should illustrate your answers by means of clear, bold diagrams wherever possible. You may use a needle and thread and a small piece of fabric to help in making drawings of stitches. This fabric should not be handed in with your answers.

You may use the silhouette when preparing outlines for fashion sketches.

Cell phones are not allowed in the examination room.

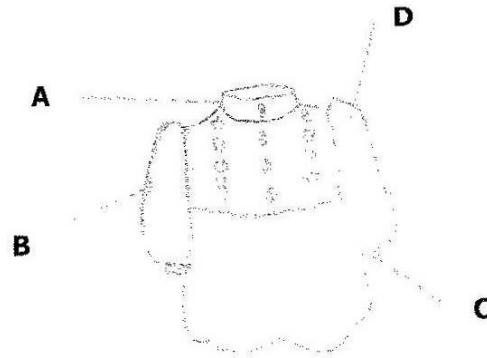
Candidate's Use	Examiner's Use
Section A	
Section B	
Total	

SECTION A (26 Marks)

Answer all parts of question 1.

Write your answers in the spaces provided on the question paper.

1 Below is a child's party dress



(a) (i) Identify the following style features

- A** [1]
- B** [1]
- C** [1]
- D** [1]

(ii) Give **one** example of a seam that can be suitable for the child's party dress above.

..... [1]

(iii) Explain why French seam is said to be self-neatened.

..... [1]

(b) Define the following

(i) Mixtures

..... [1]

(ii) Blends

..... [1]

(iii) Mention **one** set/pair of fibres that can be blended or mixed.

..... [1]

(c) Acrylic fibre is a man-made fibre that resembles wool,

(i) Show one use of acrylic fibre

.....
.....

[1]

(ii) Explain one point on the care of acrylic fibre

.....
.....

[1]

(iii) Show how you can stiffen fabrics

.....
.....

[1]

(iv) Write down **one** advantage of acrylic fabrics

.....
.....

[1]

(d) (i) Explain how linen can be ironed

.....
.....

[1]

(ii) Explain how cotton fabrics can be stored

.....
.....

[1]

(e) (i) Define fastenings

.....
.....

[1]

(ii) Give **one** example of a fastenings.

.....


[1]

(f) (i) Name **one** measuring tool in needlework.

.....

[1]

(ii) Identify the diagram below



..... [1]

(iii) Explain one use of a sleeve board

.....
..... [1]

(g) Outline **three** points to remember in order to ensure that a garment fits correctly

.....
.....
..... [3]

(h) (i) What are ready made clothes?

..... [1]

(ii) Before embarking on buying/purchasing readymade clothes, explain why the following points should be considered:

(a) The need for purchasing ready made clothes

.....
..... [1]

(b) Where to make a purchase

.....
..... [1]

[26 marks]

SECTION B (54 marks)

Answer any three questions from this section on a separate Answer booklet provided.

- 2** **(a)** Define the following
- (i)** Weaving [1]
- (ii)** Crocheting [1]
- (b)** **(i)** Mention **one** method of processing wool. [1]
- (ii)** Give **one** use of flannelette. [1]
- (c)** Apart from flannelette, identify **two** other types of cotton. [2]
- (d)** Outline **four** processes that are involved in the production of wool. [4]
- (e)** Write down **four** characteristics of knitted fabrics. [4]
- (f)** Compare and contrast natural dyes from artificial dyes. [4]
- [18 marks]**
- 3** **(a)** Identify **one** possible way in which textiles may help or improve the situation for a student who has done fashion and fabrics. [1]
- (b)** Discuss how commercial paper patterns help in the estimation of amount of fabric required for any specified type of garment. [5]
- (c)** **(i)** Write down **four** points on how cotton fabrics can be treated to achieve special finishes. [4]
- (ii)** Identify **four** properties of linen. [4]
- (d)** Analyse suitable material for baby clothes. [4]
- [18 marks]**
- 4** **(a)** List down **four** classes of sewing equipment. [4]
- (b)** Mention **two** general rules for sewing. [2]
- (c)** Draw the following tools and state their uses.
- (i)** Tracing wheel
- (ii)** Seam ripper
- (iii)** Cutting shears [6]
- (d)** Write down **four** points on the care and cleaning of a sewing machine. [4]
- (e)** Mention **two** safety rules in needlework. [2]

[18 marks]


- 5 (a) Name one stitch that is used temporarily to hold hems in position. [1]
(b) Explain what is meant by solid hem in hem making. [1]
(c) Using clearly labelled diagram and notes, show the important steps on making a worked button hole. [4]
(d) (i) Outline three ways of finishing waistline edges. [3]
(ii) Categorise the types of thread used in home sewing. [3]
(e) Arrange the following stitches according to their groups.
Stem stitch, tailors tacking, running stitch, hemming, back stitch, French notes, over coasting, machining stitch [4]
(f) How would you dry a woollen jersey to prevent it from stretching? [2]

[18 marks]

- 6 (a) Mention **three** accessories suitable for office wear. [3]
(b) List **five** points to consider when choosing baby clothes. [5]
(c) Outline **six** factors that would influence the choice of one's wardrobe. [6]
(d) Write down **four** advantages of running a cooperate business venture in fashion and fabrics. [4]

[18 marks]


- 7 (a) Define, 'grain'. [2]
(b) Describe, 'ease'. [2]
(c) Label the following features on the diagram below.



[4]

- (d) Give at least **two** suitable fasteners for each of the following items:
(i) Gents trousers
(ii) Canvas shoes [4]
(e) Write the order for working out a skirt. [4]
(f) Compare and contrast binding and piping. [2]

[18 marks]



You may use this silhouette when preparing outlines for fashion sketches.

gidemy.com